

SITE UTILITY AND GRADING PLAN
SCALE: 1" = 30'

EXISTING UTILITIES
EXISTING UTILITY INFORMATION IS BASED ON AVAILABLE DATA AND IS NOT GUARANTEED FOR ACCURACY OR COMPLETENESS. ANY WORK TO BE PERFORMED IN THE AREA OF EXISTING UTILITIES SHALL REQUIRE PRIOR NOTICE TO THE UTILITY OWNER.


CONTRACTOR SHALL NOTIFY EXISTING UTILITY OWNERS OF START-UP, AT LEAST 3 DAYS PRIOR TO CONSTRUCTION.

UTILITY	OWNER	PHONE
SANITARY	CITY OF NAPOLEON	419-599-1891
WATER	CITY OF NAPOLEON	419-599-1891
STORM	CITY OF NAPOLEON	419-599-1891
ELECTRIC	CITY OF NAPOLEON	419-592-9116
CABLE	FRONTIERVISION	419-784-5992
GAS	OHIO GAS COMPANY	800-331-7396
TELEPHONE	LIMITED TELEPHONE CO.	800-382-5544
OHIO UTILITIES PROTECTION SERVICE (OUPS)		800-362-2764

KEYNOTE LEGEND

- ① ABANDON EXIST. 4" STORM LINE
- ② REMOVE EXIST. MANHOLE
- ③ REMOVE EXIST. CATCH BASIN
- ④ EXIST. SANITARY LINE TO REMAIN
- ⑤ 4" SAN. LINE TO WITHIN 5'-0" OF BUILDING
- ⑥ NEW SAN. MANHOLE, TIE INTO EXIST. SAN. LINE FROM NORTHWEST
- ⑦ REMOVE EXIST. STORM LINE AND C.I.
- ⑧ EXIST. 15" STORM LINE
- ⑨ EXIST. 18" STORM LINE
- ⑩ CAP AND ABANDON EXIST. SAN. LINE
- ⑪ CAP AND ABANDON EXIST. STORM LINE
- ⑫ EXIST. CATCH BASIN
- ⑬ INSTALL 6" TEE IN EXIST. WATER LINE
- ⑭ EXTEND 6" WATER LINE
- ⑮ TIE EXTENDED 6" WATER LINE INTO EXIST. FIRE HYDRANT AND VALVE
- ⑯ CAP AND ABANDON EXIST. 6" WATER LINE
- ⑰ CAP AND ABANDON EXIST. GAS LINE
- ⑱ NEW GAS LINE BY G.C. TO WITHIN 5'-0" OF BUILDING, SIZE AS DETERMINED BY HVAC CONTRACTOR
- ⑲ GAS METER, SEE PLUMBING PLAN, HVAC CONTRACTOR TO VERIFY SIZE
- ⑳ FOUNDATION DRAIN TILE PIT BY P.C., SEE PLUMBING DRAWINGS, G.C. TIE IN 5'-0" FROM BUILDING
- ㉑ 6" STORM LINE TO NEW C.B.

BEILHARZ ARCHITECTS INCORPORATED
701 1/2 WEST FIRST STREET • DEFIANCE OHIO 43512
TELEPHONE NO. 419-782-6211
FAX-419-782-8722



ISSUE DATE

1	9-18-98 FOR BIDS
2	10-5-98

©1998 BEILHARZ ARCHITECTS, INC.
THE CONTENT OF THIS DRAWING IS NOT INTENDED TO BE SUITABLE FOR USE OR REUSE BY INDIVIDUALS, COMPANIES, CORPORATIONS OR OTHER PARTIES FOR ANY PURPOSE OTHER THAN THE INTENDED PURPOSE OF THIS DOCUMENT. ANY REUSE OR REPRODUCTION WITHOUT WRITTEN VERIFICATION AND ADAPTATION BY THE ARCHITECT FOR THE SPECIFIC PURPOSE INTENDED SHALL BE AT THE USER'S SOLE RISK AND WITHOUT LIABILITY OR LEGAL EXPOSURE TO THE ARCHITECT.

DEFIANCE CLINIC NAPOLEON
ADDITION AND ALTERATIONS
1426 NORTH SCOTT STREET
NAPOLEON, OHIO

PROJECT: 97-2259

DRAWN BY: SLB, JH, MCL

CHECKED BY: SRC, KAB

SHEET

C-2

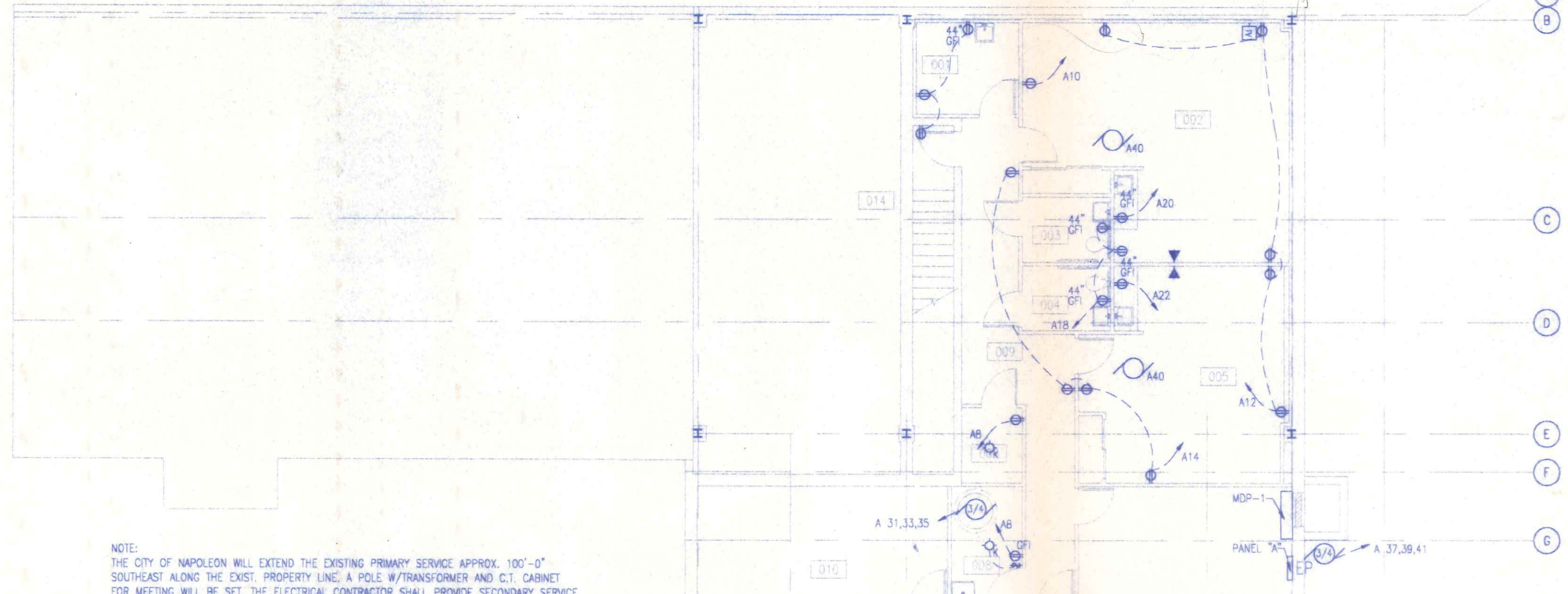
OF 2

BEILHARZ ARCHITECTS, INC. • 701-1/2 WEST FIRST STREET • DEFIANCE • OHIO • 43512 • PHONE • 419 • 782 • 6211 • FAX • 419 • 782 • 8722

1426 Scott St.

KEYED ELECTRICAL NOTES (BY ELECTRICAL CONTRACTOR U.N.C.)

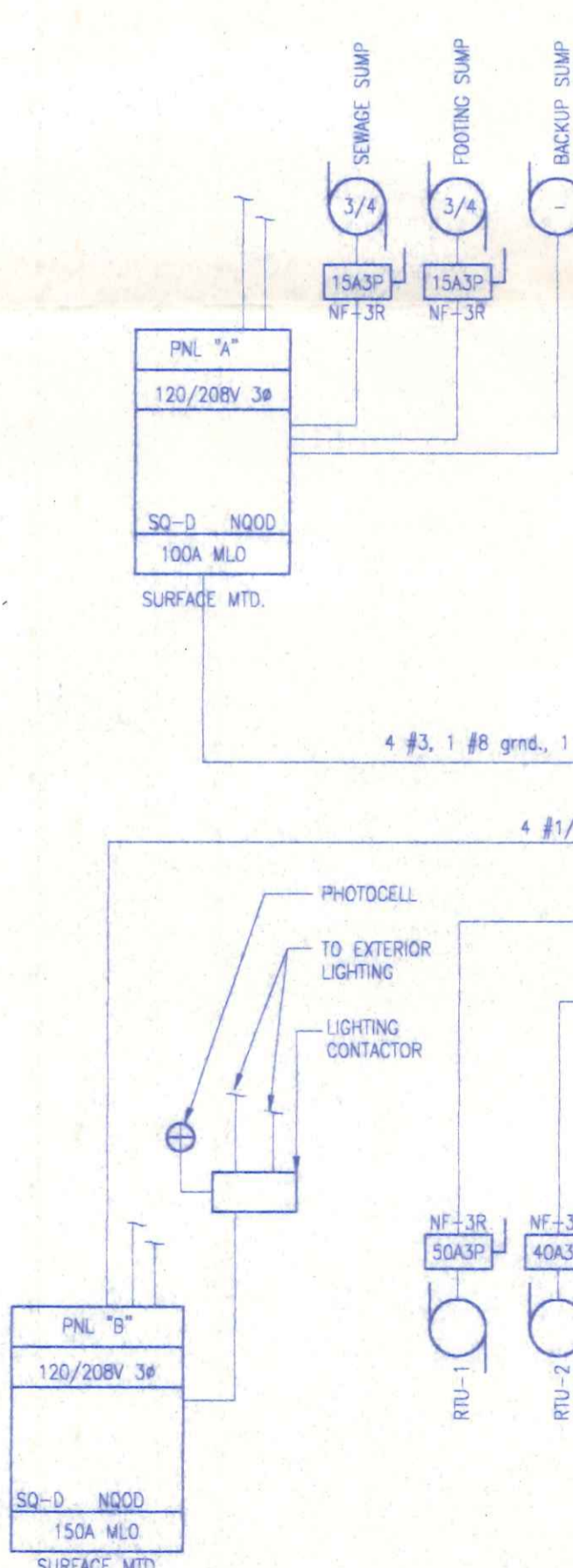
- ① PROVIDE 20 AMP SINGLE RECEPTACLE (ON DEDICATED CIRCUIT), IN ELEVATOR SHAFT FOR FUTURE SUMP PUMP. RECEPTACLE SHALL BE 48" ABOVE PIT FLOOR.
- ② PROVIDE 20 AMP CFI DUPLEX RECEPTACLE, AND SWITCH OPERATED LIGHT FIXTURE FOR MAINTENANCE. VERIFY EXACT LOCATION W/ ELEVATOR CONTRACTOR.
- ③ PROVIDE 15 AMP DEDICATED CIRCUIT TO EQUIPMENT ROOM, FOR ELEVATOR ELEVATOR CAB LIGHTING.
- ④ PROVIDE WALL MTD. BOX AT 60" AFF AND 3/4" CONDUIT TO ABOVE SUSPENDED CEILING FOR PHONE LINES, BY OTHERS. EXTEND SECOND CONDUIT FROM BOX, STUBBED THRU MASONRY WALL INTO HOISTWAY.
- ⑤ PROVIDE 208V, 3Ø, 100 AMP DISCONNECT & POWER FROM EXISTING MAIN DISTRIBUTION PANEL FOR ELEVATOR PUMP UNIT. SEE ELEVATOR SPEC. VERIFY EXACT LOCATION WITH ELEVATOR CONTRACTOR.



NOTE:
THE CITY OF NAPOLEON WILL EXTEND THE EXISTING PRIMARY SERVICE APPROX. 100'-0" SOUTHEAST ALONG THE EXIST. PROPERTY LINE, A POLE W/ TRANSFORMER AND C.T. CABINET FOR MEETING WILL BE SET. THE ELECTRICAL CONTRACTOR SHALL PROVIDE SECONDARY TRANSFORMER, CONDUIT AND CONDUCTORS FROM THE BUILDING DISCONNECT TO THE POLE MOUNTED TRANSFORMER. MATERIALS SHALL INCLUDE 2 - 4" DIAM. GALVANIZED STEEL CONDUITS WITH 2 SETS (4) 600 MCM COPPER CONDUCTORS, 1-800 AMP DISCONNECT 120/208V 3-PHASE MOUNTED ON BUILDING.

NOTE:
THE EXISTING ELECTRICAL SERVICE SHALL REMAIN UNTIL THE NEW ADDITION AND ELECTRICAL SERVICE IS OPERATIONAL WITH BACK FEED PIPE AND WIRING IN PLACE. THE ELECTRICAL CONTRACTOR SHALL BACK FEED THE EXISTING ELECTRICAL EQUIPMENT FROM NEW GEAR WITH A 400 AMP SWITCH 120/208 V 3Ø. THE ELECTRICAL CONTRACTOR SHALL FIELD VERIFY ALL EXISTING EQUIPMENT PRIOR TO GENERATING SHOP DRAWINGS. BACK FEED EXISTING M.O.P. WITH 4 - 350 MCM IN 3" CONDUIT.

NO	BREAKER DESCRIPTION	AMPS MAIN Breaker			KVA	DESCRIPTION	BREAKER NO
		A	B	C			
1	100A3P Panel A	4.98	43.39	38.43	38.43	Existing GMB MDP 400A3P	2
3	150A3P Panel B	4.96	18.52	52.96	48.00	Elevator	100A3P
5	50A3P RTU-1	4.03	4.03	4.04	4.03	Space	3P
7	40A3P RTU-2	3.28	3.28	3.28	3.28	Space	3P
9	50A3P RTU-3	4.03	4.03	4.04	4.03	Space	3P
11	40A3P RTU-4	3.28	3.28	3.28	3.28	Space	3P
13	3P Space	0.00	0.00	0.00	0.00	Space	3P
SUBTOTALS		76.93	76.93	86.10			
TOTAL LOAD		239.17 KVA			864 AMPS		



SERVICE DIAGRAM
NO SCALE

CONNECT COPPER GROUND WIRE IN STRICT ACCORDANCE WITH THE NEC (LATEST EDITION) AND IN COMPLIANCE WITH LOCAL AUTHORITIES

VERIFY ALL SERVICE REQUIREMENTS WITH THE LOCAL UTILITY COMPANY PRIOR TO BIDDING IN ADDITION TO SERVICE NOTES ON SH. E1

NOTE: ALL HALVES AND ELECTRICAL HOLES INDICATED FOR ROOMS #201, 202, 203, 204, 205, 206, 207, 208, 209, 210, 211 SHALL BE FUTURE CONSTRUCTION. ALL CIRCUITS PER ABOVE ROOMS SHALL HAVE SPACES SUBSTITUTED FOR BREAKERS IN PANELS.

BASEMENT POWER PLAN
SCALE: 1/8"=1'-0"

BEILHARZ ARCHITECTS INCORPORATED
701 1/2 WEST FIRST STREET
DEFIANCE OHIO 43512
TELEPHONE NO. 419-782-6211
FAX-419-782-8722

PLOT SCALE
1/8"=1'-0"
0 4' 8' 12'
FOR SHEET SIZE 22"x34"
ISSUE DATE

©1998 BEILHARZ ARCHITECTS, INC.
THE CONTENT OF THIS DRAWING IS NOT INTENDED TO BE SUITABLE FOR USE OR REUSE BY INDIVIDUALS, COMPANIES, CORPORATIONS OR OTHER ENTITIES FOR ANY PURPOSE OTHER THAN THE INTENDED PURPOSE OF THIS DOCUMENT. NO PART OF THIS DRAWING OR ANY INFORMATION CONTAINED HEREIN SHALL BE REPRODUCED OR TRANSMITTED IN ANY FORM OR BY ANY MEANS, ELECTRONIC OR MECHANICAL, WITHOUT WRITTEN PERMISSION AND ADAPTATION BY THE ARCHITECT FOR THE SPECIFIC PURPOSE INTENDED SHALL BE AT THE USER'S SOLE RISK AND WITHOUT LIABILITY OR LEGAL EXPOSURE TO THE ARCHITECT.

DEFIANCE CLINIC NAPOLEON
ADDITION AND ALTERATIONS
1426 NORTH SCOTT STREET
NAPOLEON, OHIO

PROJECT: 97-2259
DRAWN BY: MCL
CHECKED BY: SRC, KAB
SHEET

E-2
OF

BEILHARZ ARCHITECTS, INC. • 701-1/2 WEST FIRST STREET • DEFIANCE • OHIO • 43512 • PHONE • 419 • 782 • 6211 • FAX • 419 • 782 • 8722